

FOOTING & FOUNDATION PLAN

SCALE 3/16"=1'-0"

*NOTE: HOUSE POST FOUNDATIONS NOT SHOWN FOR CLARITY

FOOTING & FOUNDATION NOTES:

1. 6" CONCRETE SLAB ON GRADE, SLOPE TO FLOOR DRAINS AND EXT. DOORS
2. ROUGH IN ALL PLUMBING AND ELECTRICAL CONDUIT PRIOR TO CONCRETE POUR
3. (12) 3/4" DIA. X 14" ANCHOR BOLTS, MIN. 10" EMBEDMENT, 3" PROJECTION
4. FIRST TWO GRAVEL LAYERS TO BE APPLIED WHEN DRY CONDITIONS EXIST
5. THE SPECIFIED ANCHOR BOLT DIA. ASSUMES F1554 GRADE 36 UNLESS NOTED
6. COMP. STRENGTH OF CONCRETE SHALL BE 3500 PSI WITH 4" MAX. SLUMP
7. REBAR SPLICE OVERLAP SHALL BE 30 BAR DIAMETERS IN THICKENED EDGE
8. REBAR SPLICE OVERLAP SHALL BE 24 BAR DIAMETERS IN 6" SLAB

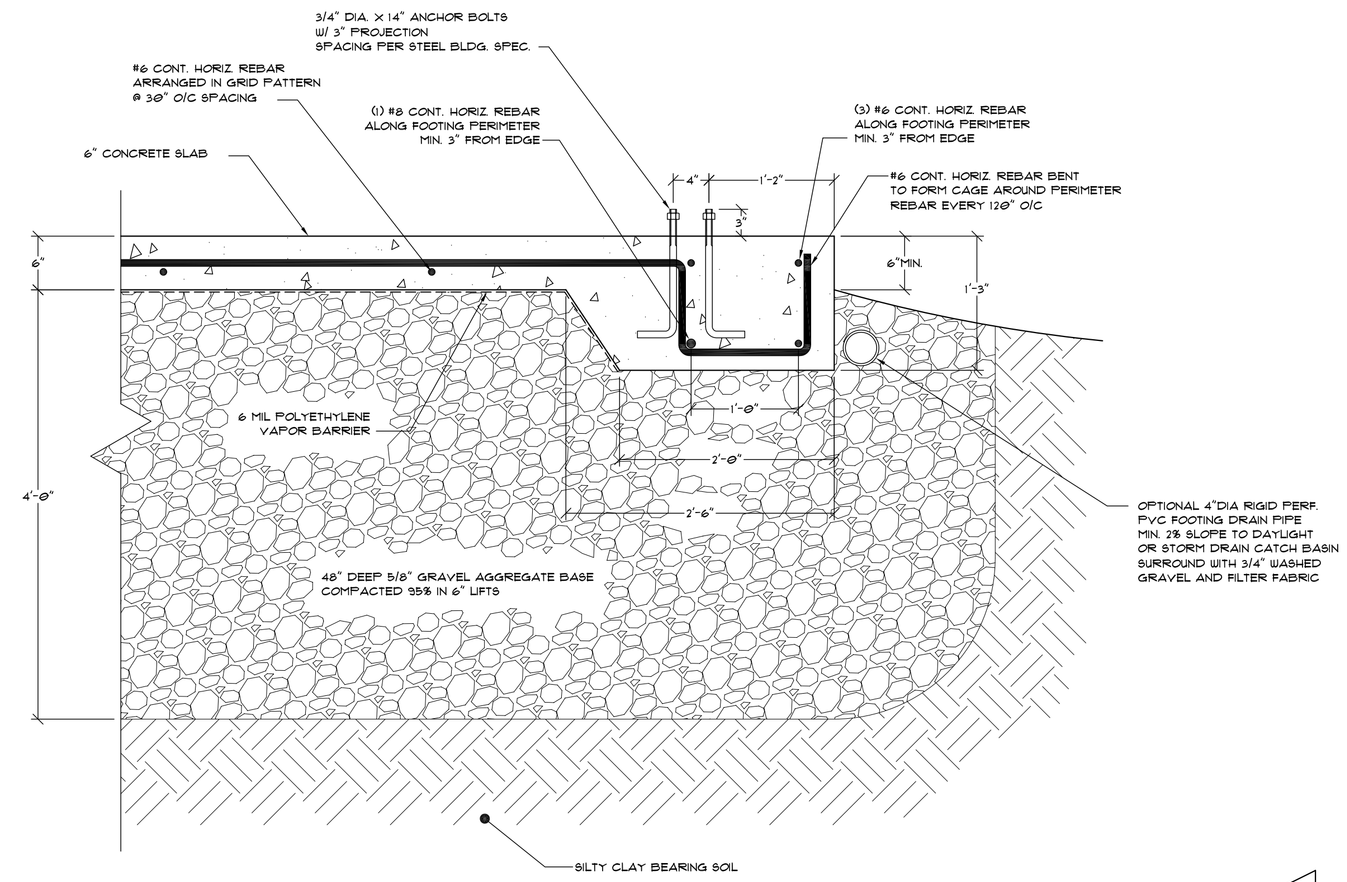

1 THICKENED EDGE DETAIL

SCALE 1"=1'-0"

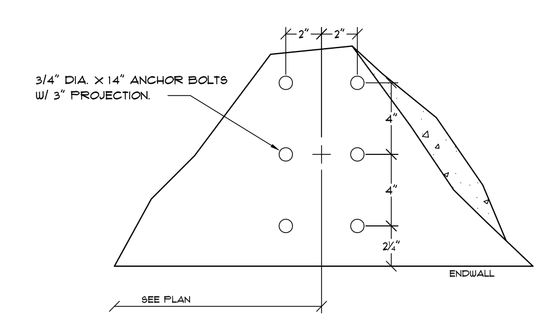

B ENDWALL ANCHOR BOLTS DETAIL

SCALE 2"=1'-0"

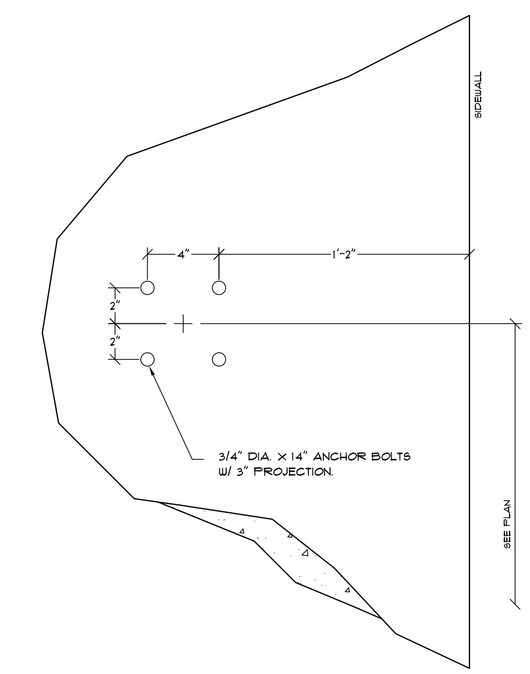

C SIDEWALL ANCHOR BOLTS DETAIL

SCALE 2"=1'-0"

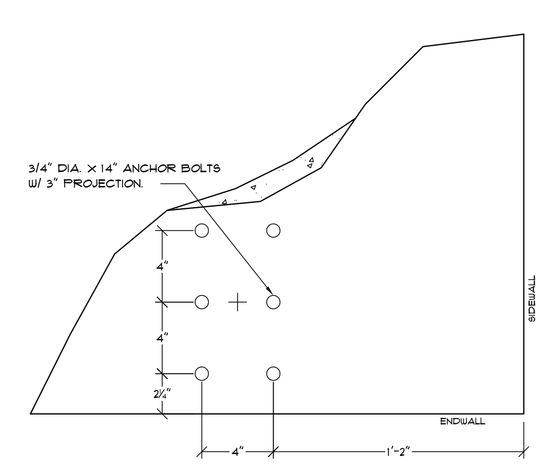

A CORNER ANCHOR BOLTS DETAIL

SCALE 2"=1'-0"

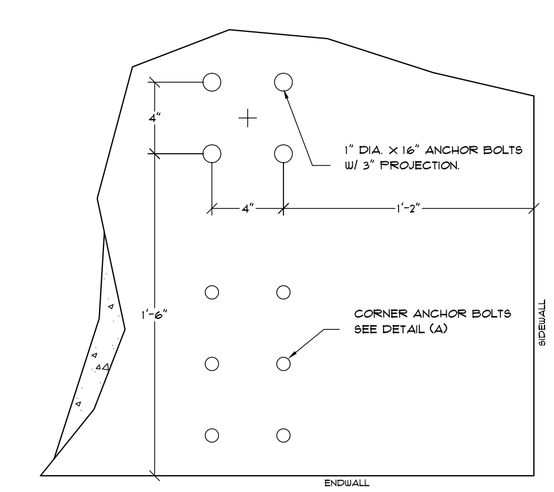

D BRACE ANCHOR BOLTS DETAIL

SCALE 2"=1'-0"
(ROTATE 180 DEGREES)

QUINAULT ENGINEERING
114 WEST CUSHMAN ST. | PORTLAND, WA 98362
ph: (360) 374-6113 | cell: (360) 390-1860
WWW.QUINAULTENGINEERING.COM

THESE PLANS AND SPECIFICATIONS ARE THE PROPERTY OF QUINAULT ENGINEERING. REPRODUCTION OR USE FOR OTHER PROJECTS OR EXTENSIONS TO THIS PROJECT WITHOUT WRITTEN CONSENT IS PROHIBITED.

PROJECT: CARVING SHED

SCALE 1:64

REVISION: A.2

DESIGNED BY: NFW

DATE: 8/8/2012

SHEET CONTENTS: FOOTING & FOUNDATION PLAN

REVISION HISTORY:

CUSTOMER: QUINAULT INDIAN NATION

LOCATION: TAHOLAH, WA

SHEET A3 OF A9